

NOVA S Pro

TABLE TENNIS SERVING ROBOT

Ultimate Convenience Go and Play Anytime

Portable serving machine NOVA S Pro

Portable form design

Comes with a ball collecting bucket



Pour in design concepts

Multi element structure is smaller and more compact



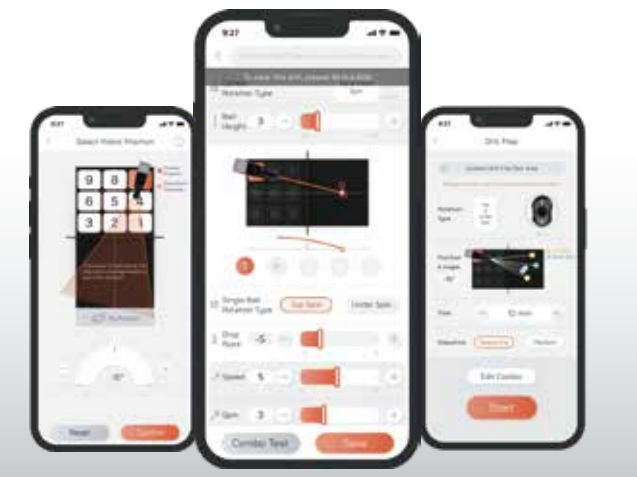
Equipped with foldable ball collecting bucket

Although small in size, the capacity is not small



Arrange in any position and visualize the ball routines

Custom position, angle, landing point, full platform programming



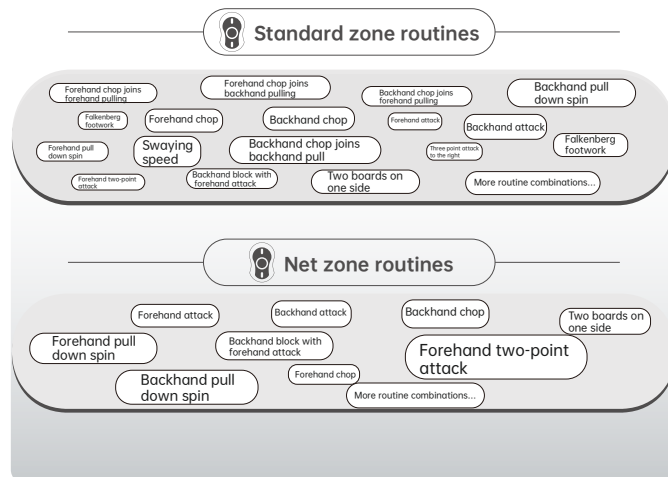
Disruptive ball storage capacity

Can accommodate nearly 200 balls, allowing you to hit enough at once



Rich built-in ball routines

Up to 264 sets of built-in balls in both near and far positions



New N control

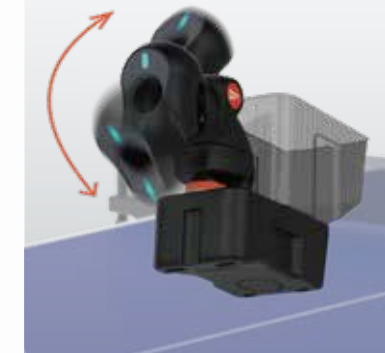
Pioneering swing programming



- Custom Combination Programming
- Built in 264 sets of routines
- Bluetooth connection for quick pairing
- Real time pitch adjustment
- OTA update

Skilled in adjusting the ball path

Automatic pitch adjustment



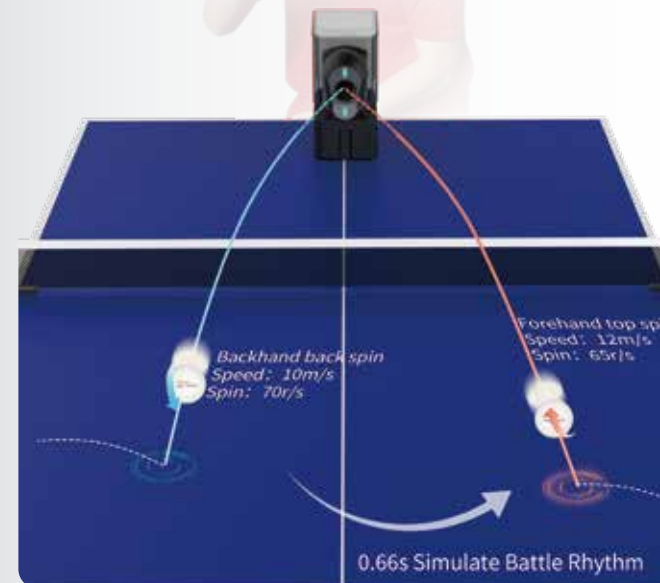
APP intelligent dual control

Bluetooth connectivity

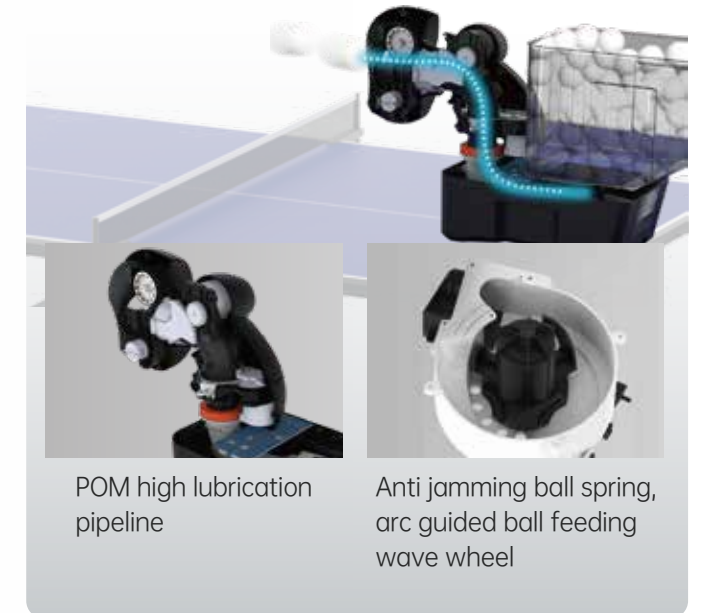


Supported by PONGSMART intelligent algorithm

Fast paced cutting, ball like simulation, and flexible changes



Triple anti jamming, smooth ball output



Technical Parameters

Ball serving method	rubber wheel horizontal upward loading and store 200 balls	Ball loading method	double-wheel drive
Ball speed	2 - 15m/s	Frequency	30-90 balls/minute, 11 levels in total
Rotation range	360° arbitrary rotation	Rotation speed	maximum 60r/s, 21 levels in total
L&R swing function	automatic, continuous	Up and down adjustment range	not automatically switch
L&R swing range	44°(-22°-22°) mechanical angle±25°	Up and down adjustment function	50°(-20°-30°) mechanical angle-17-33°
Side spin adjustment function	manual	Side spin adjustment range	180°±90°
Double bounce	support	Net weight	4KG
Product size	465*340*176mm	Gross weight	6KG
Rated voltage	DC24V	Product packaging size	570*450*200mm
Power switch	power switch/network pairing key (WiFi, Bluetooth)	Pairing method	Bluetooth
Installation location	robot net installed in the middle position of the table bottom line or place it in any position on the table top	CE authentication	Yes
		Product accessories	adapter(AC100 - 240, 50/60HZ) /ping-pong ball

APP

System	Android / IOS	Holding racket	L&R hand selection
Pairing method	Bluetooth	Upgrade (OTA)	Yes
Custom Combination	No limit	Built-in combination	264
Remote control	Touch-tone	Adapted or not	standard configuration
Pairing method	Bluetooth	Screen type	1.5 inch
Battery	two No. 7 batteries	Language	Chinese
Quick practice	one group	Firmware upgrade	mobile APP upgrade firmware
Holding racket	L&R hand selection	Built-in combination	264

N control